







-  Conventional marking technology
-  Scribe, stylus and dot-peening marking technology
-  Type-wheel marking technology
-  Laser-marking technology
-  Traceability
-  Special-purpose machines

Type holders

Technical data sheet

Single and multi-line versions for character heights from 1 to 5 mm

Application area

1-, 2- or 3-line type holders are used in stamping machines, roll marking machines, pneumo-hydraulic marking units, etc.

Circle segment type holders THR-S are used for markings with a specific radius on flat surfaces, e.g. discs, segments, gears. The following information is required when ordering: Radius (measured from the centre to the middle of the steel type), required number of steel types, standard or special types.

Round type holders THR are used for markings in a circular arc on a flat surface, e.g. pipes, gears, shafts. The following information is required when ordering: Diameter (measured from the centre to the middle of the steel type), required number of steel types, standard or special types.



Options

Special versions according to customer-specific specifications are also available, such as:

- 4- or 5-line version
- Individual dimensions
- Type holders for hot marking
- Round or segment type holders
- Machine clamping pin for stamping machines BM 11/12, BM 18/21 and pneumo-hydraulic marking unit PHP 80
- Clamping plate for roll marking machines BM 73/76
- Standard handstamping shank







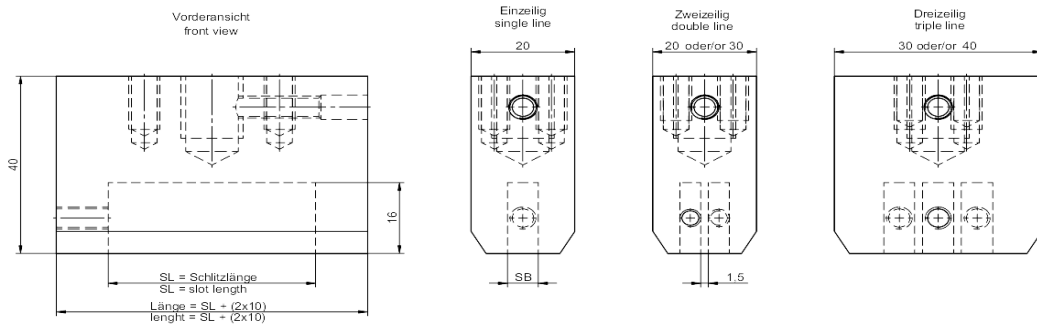
-  Conventional marking technology
-  Scribe, stylus and dot-peening marking technology
-  Type-wheel marking technology
-  Laser-marking technology
-  Traceability
-  Special-purpose machines

Table for common sizes

TH1 (one-line)		TH2 (two-line)		TH3 (three-line)	
SB	SL	SB	SL	SB	SL
TH1/ 4 – 15					
TH1/ 4 – 20		TH2/ 4 – 30		TH3/ 4 – 30	
TH1/ 4 – 30		TH2/ 4 – 40		TH3/ 4 – 40	
TH1/ 4 – 50		TH2/ 4 – 50		TH3/ 4 – 50	
TH1/ 4 – 80					
TH1/ 6 – 15					
TH1/ 6 – 20					
TH1/ 6 – 30					
TH1/ 6 – 40		TH2/ 6 – 40		TH3/ 6 – 40	
TH1/ 6 – 60		TH2/ 6 – 60		TH3/ 6 – 60	
TH1/ 6 – 80		TH2/ 6 – 80		TH3/ 6 – 80	
TH1/ 8 – 20					
TH1/ 8 – 30				TH3/ 8 – 40	
TH1/ 8 – 40		TH2/ 8 – 40		TH3/ 8 – 50	
TH1/ 8 – 60		TH2/ 8 – 60		TH3/ 8 – 60	
TH1/ 8 – 80		TH2/ 8 – 80		TH3/ 8 – 80	

SB = slot width, SL = slot length, all data in mm



Illustrative sketch – not a technical drawing

Subject to technical changes.